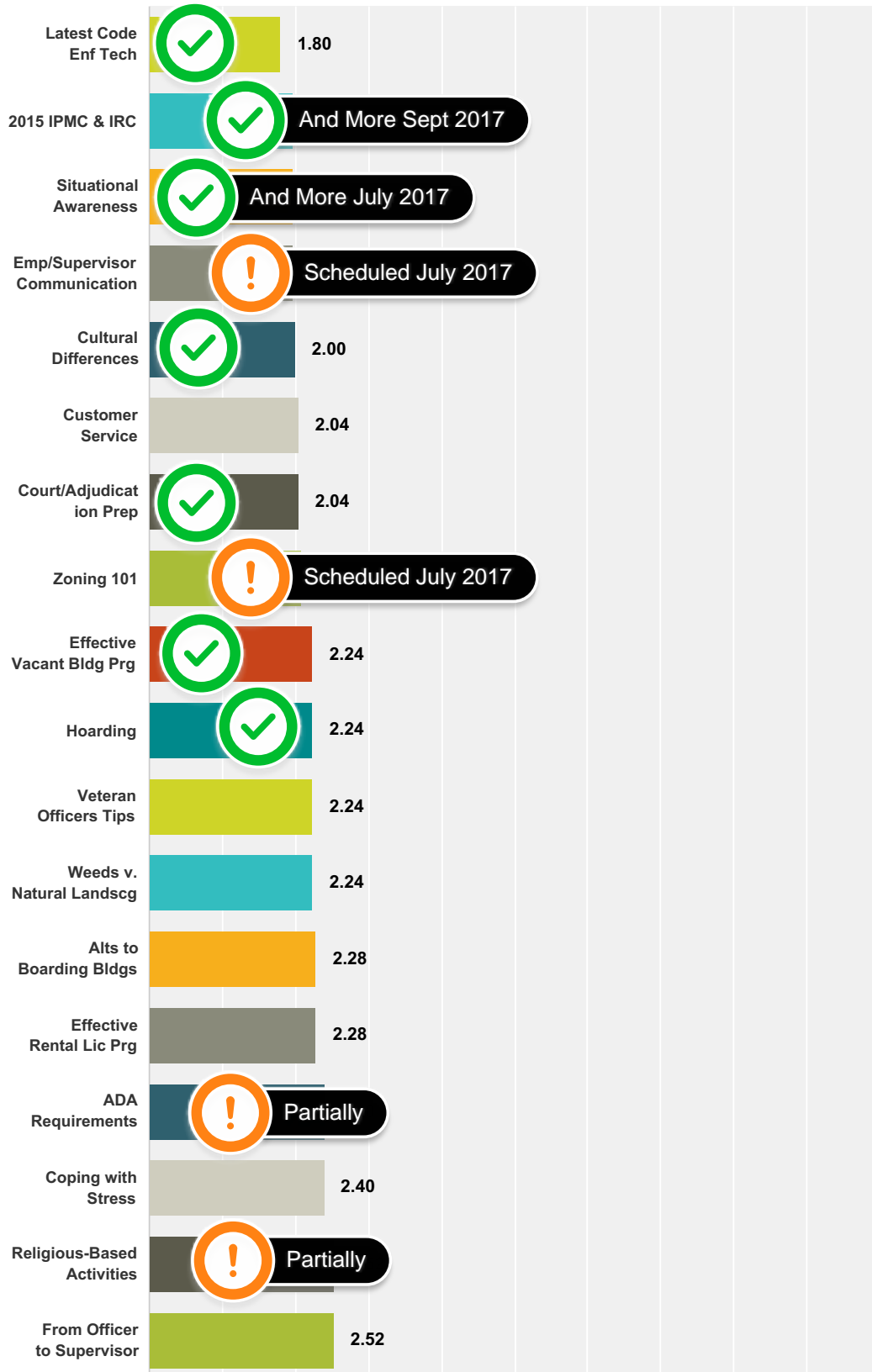
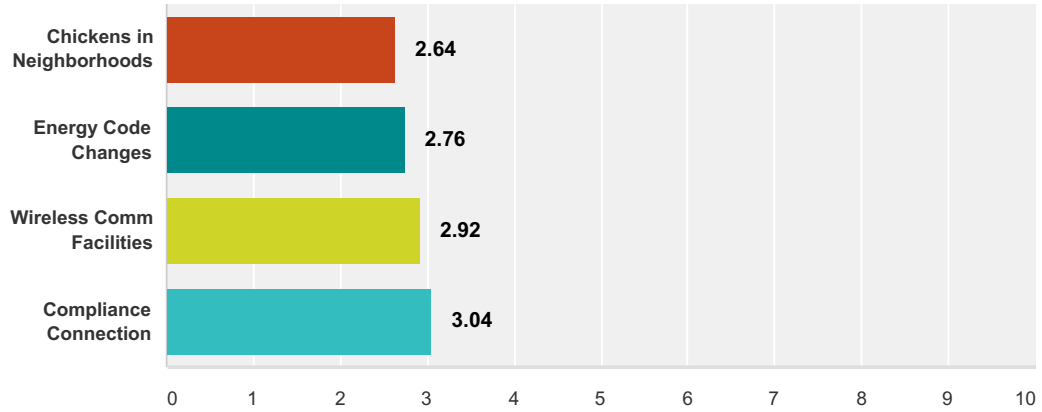


Q6 Which training topics would you like to see at an upcoming IACE quarterly training session?

Answered: 25 Skipped: 0



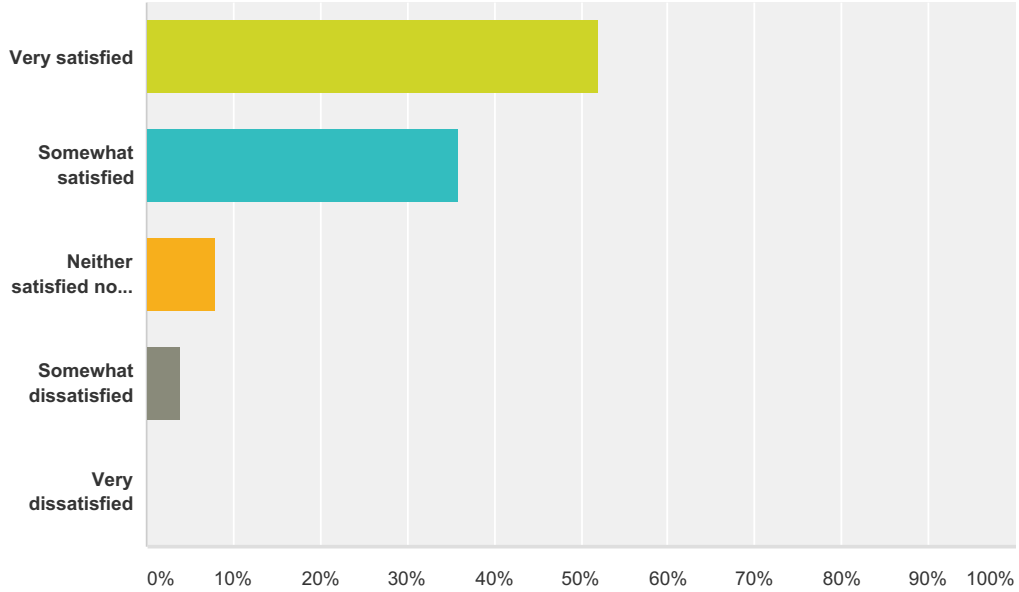


	Highly Desirable	Desirable	Neither Desirable Nor Undesirable	Undesirable	Highly Undesirable	Total	Weighted Average
Latest Code Enf Tech	32.00% 8	56.00% 14	12.00% 3	0.00% 0	0.00% 0	25	1.80
2015 IPMC & IRC	40.00% 10	32.00% 8	20.00% 5	8.00% 2	0.00% 0	25	1.96
Situational Awareness	28.00% 7	48.00% 12	24.00% 6	0.00% 0	0.00% 0	25	1.96
Emp/Supervisor Communication	32.00% 8	40.00% 10	28.00% 7	0.00% 0	0.00% 0	25	1.96
Cultural Differences	32.00% 8	40.00% 10	24.00% 6	4.00% 1	0.00% 0	25	2.00
Customer Service	28.00% 7	44.00% 11	24.00% 6	4.00% 1	0.00% 0	25	2.04
Court/Adjudication Prep	36.00% 9	32.00% 8	24.00% 6	8.00% 2	0.00% 0	25	2.04
Zoning 101	36.00% 9	36.00% 9	12.00% 3	16.00% 4	0.00% 0	25	2.08
Effective Vacant Bldg Prg	32.00% 8	20.00% 5	40.00% 10	8.00% 2	0.00% 0	25	2.24
Hoarding	40.00% 10	24.00% 6	16.00% 4	12.00% 3	8.00% 2	25	2.24
Veteran Officers Tips	20.00% 5	44.00% 11	28.00% 7	8.00% 2	0.00% 0	25	2.24
Weeds v. Natural Landscg	24.00% 6	40.00% 10	24.00% 6	12.00% 3	0.00% 0	25	2.24
Alts to Boarding Bldgs	24.00% 6	36.00% 9	28.00% 7	12.00% 3	0.00% 0	25	2.28
Effective Rental Lic Prg	24.00% 6	32.00% 8	36.00% 9	8.00% 2	0.00% 0	25	2.28
ADA Requirements	16.00% 4	40.00% 10	36.00% 9	4.00% 1	4.00% 1	25	2.40
Coping with Stress	20.00% 5	28.00% 7	44.00% 11	8.00% 2	0.00% 0	25	2.40
Religious-Based Activities	12.00% 3	32.00% 8	48.00% 12	8.00% 2	0.00% 0	25	2.52

From Officer to Supervisor	20.00% 5	32.00% 8	28.00% 7	16.00% 4	4.00% 1	25	2.52
Chickens in Neighborhoods	8.00% 2	52.00% 13	16.00% 4	16.00% 4	8.00% 2	25	2.64
Energy Code Changes	24.00% 6	16.00% 4	28.00% 7	24.00% 6	8.00% 2	25	2.76
Wireless Comm Facilities	16.00% 4	8.00% 2	48.00% 12	24.00% 6	4.00% 1	25	2.92
Compliance Connection	12.00% 3	8.00% 2	52.00% 13	20.00% 5	8.00% 2	25	3.04

Q5 Overall, how satisfied or dissatisfied are you with the training sessions provided by IACE?

Answered: 25 Skipped: 0



Answer Choices	Responses
Very satisfied	52.00% 13
Somewhat satisfied	36.00% 9
Neither satisfied nor dissatisfied	8.00% 2
Somewhat dissatisfied	4.00% 1
Very dissatisfied	0.00% 0
Total	25